

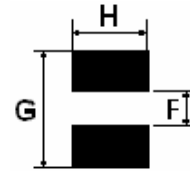


Application Field

- TV games, Computers Devices.
- Disk Drives
- DC/DC converter application.



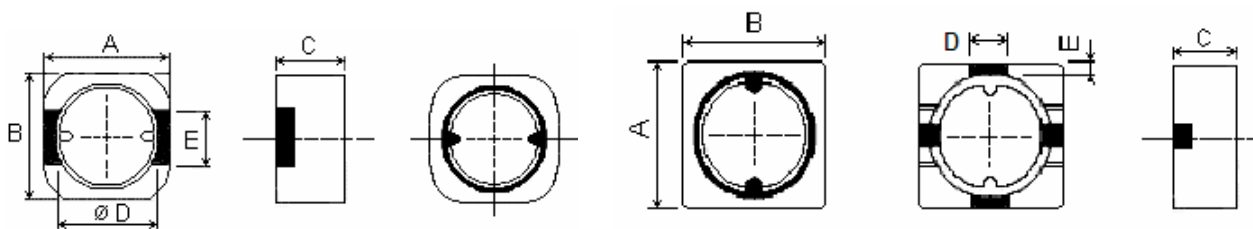
Features

- Magnetically shielded construction
- Compact and thin
- Large Current and Low DCR



Dimensions and footprint (unit:mm)

PCB Pattern



SCD6010, SCD6015, SCD6020

SCD0730, SCD0740

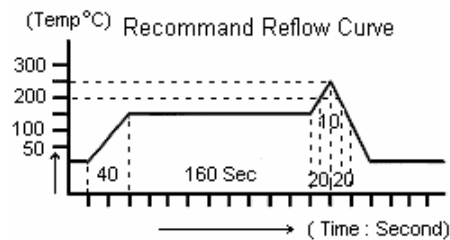
SCD6025, SCD6030, SCD6035


unit: mm

TYPE	A	B	C(Max)	D(ref)	E(ref)	F(ref)	G(ref)	H(ref)
SCD6010	6.3±0.30	6.0±0.30	1.30	4.80	2.20	4.50	7.0	2.5
SCD6015	6.3±0.30	6.0±0.30	1.80	4.80	2.20	4.50	7.0	2.5
SCD6020	6.3±0.30	6.0±0.30	2.00	4.80	2.20	4.50	7.0	2.5
SCD6025	6.3±0.30	6.0±0.30	2.50	4.80	2.20	4.50	7.0	2.5
SCD6030	6.3±0.30	6.0±0.30	3.00	4.80	2.20	4.50	7.0	2.5
SCD6035	6.3±0.30	6.0±0.30	3.50	4.80	2.20	4.50	7.0	2.5
SCD7030	7.3±0.4	7.3±0.3	3.0±0.3	1.8	0.60	5.00	8.5	3.0
SCD7040	7.3±0.4	7.3±0.3	4.0±0.3	1.8	0.60	5.00	8.5	3.0

General Specification:

1. Storage temp: -40°C ~ +125°C
2. Operating temp: -25°C ~ +105°C
3. Resistance to solder heat : 250°C 10secs





SCD7030 , SCD7040-Series

Part No.	L(μ H)	7030		7040	
		RDC(Ω)max	IDC(A)min	RDC(Ω)max	IDC(A)min
R80	0.8			0.009	5.8
1R0	1.0	0.018	5.00	0.040	2.1
1R2	1.2	0.020	4.80	0.040	2.1
1R5	1.5			0.040	2.1
1R6	1.6				
1R8	1.8	0.020	4.00	0.040	2.09
2R2	2.2	0.025	3.50	0.041	2.08
2R4	2.4	0.030	3.40		
2R5	2.5	0.030	3.40	0.041	2.08
2R8	2.8				
3R3	3.3	0.030	3.20	0.041	2.07
3R5	3.5	0.032	3.00		
4R3	4.3			0.041	2.06
4R7	4.7	0.040	2.20	0.042	2.05
5R6	5.6			0.043	2.04
6R8	6.8	0.05	1.80	0.044	2.04
100	10	0.08	1.40	0.049	2.00
120	12	0.10	1.30	0.058	1.90
150	15	0.11	1.20	0.081	1.60
180	18	0.13	1.10	0.091	1.48
220	22	0.18	1.00	0.11	1.32
270	27	0.20	0.90	0.15	1.26
330	33	0.26	0.82	0.17	1.10
390	39	0.30	0.75	0.23	1.05
470	47	0.41	0.68	0.26	1.00
560	56	0.43	0.62	0.36	0.85
680	68	0.50	0.58	0.38	0.78
820	82	0.72	0.55	0.43	0.74
101	100	0.78	0.50	0.61	0.70
121	120			0.66	0.60
151	150			0.88	0.52
181	180			0.98	0.46
221	220	1.545	0.39	1.17	0.40
271	270	1.68	0.34	1.64	0.36
331	330	1.90	0.31	1.86	0.32
391	390			2.85	0.28
471	470			3.01	0.26
561	560			3.62	0.24
681	680			4.63	0.22
821	820			5.20	0.20
102	1000	6.80	0.17	6.00	0.18
103	10000	73.23	0.05		

SCDxxxx-xxxK-E , Code "-E" : RoHS compliant

Inductance tolerance : N \pm 30% M \pm 20% L \pm 15% K \pm 10% J \pm 5% IDC : Δ L / L (0A) \leq 30%Inductance tested : 0.8 μ H - 6.8 μ H / 100KHZ / 0.25V 10 μ H - 10000 μ H / 1KHZ / 0.25V



SCD6010, SCD6015, SCD6020, SCD6025, SCD6030, SCD6035 Series

Part No.	L(μH)	6010		6015		6020		6025		6030		6035	
		RDC(Ω) max	IDC(A) min	RDC(Ω) max	IDC(A) min	RDC(Ω) max	IDC(A) min	RDC(Ω) max	IDC(A) min	RDC(Ω) max	IDC(A) min	RDC(Ω) max	IDC(A) min
1R0	1.0	0.051	2.30	0.037	2.54	0.016	3.25	0.015	3.48	0.015	3.59	0.009	4.50
1R2	1.2	0.063	2.10							0.016	3.30	0.010	3.85
1R5	1.5	0.067	1.92	0.050	2.41	0.021	2.65	0.020	2.83	0.018	2.93		
1R8	1.8	0.081	1.83										
2R0	2.0	0.090	1.75	0.065	2.17	0.040	2.32	0.024	2.44	0.022	2.42	0.011	2.73
2R2	2.2	0.102	1.68	0.071	1.98	0.042	2.10	0.033	2.20	0.025	2.15	0.015	2.65
2R5	2.5	0.107	1.65										
2R7	2.7			0.086	1.85							0.016	2.45
3R0	3.0	0.136	1.58	0.090	1.77								
3R3	3.3	0.153	1.47	0.105	1.68	0.056	1.96	0.034	1.89	0.029	1.89	0.018	2.20
3R5	3.5			0.112	1.61								
3R6	3.6									0.035	1.72		
3R9	3.9	0.173	1.42	0.124	1.47							0.021	2.00
4R0	4.0	0.186	1.32										
4R2	4.2									0.036	1.70		
4R3	4.3							0.044	1.65	0.038	1.66		
4R7	4.7	0.190	1.28	0.144	1.39	0.068	1.45	0.059	1.50	0.044	1.60	0.028	1.95
5R6	5.6	0.245	1.15	0.162	1.20								
6R2	6.2					0.088	1.40	0.060	1.37	0.045	1.450	0.034	1.87
6R8	6.8	0.270	1.00	0.182	1.16	0.098	1.37					0.041	1.84
7R7	7.7									0.067	1.300		
8R2	8.2	0.340	0.96	0.210	1.00	0.107	1.19					0.045	1.73
100	10	0.400	0.88	0.280	0.92	0.137	1.05	0.090	1.07	0.069	1.140	0.049	1.64
120	12	0.490	0.80	0.296	0.87	0.153	0.97	0.105	0.97	0.073	1.040	0.058	1.47
150	15	0.600	0.73	0.411	0.76	0.180	0.94	0.122	0.87	0.087	0.93	0.082	1.27
180	18	0.700	0.65	0.532	0.70	0.238	0.67	0.154	0.79	0.104	0.85	0.085	1.19
220	22	0.800	0.55	0.593	0.65	0.280	0.59	0.182	0.71	0.133	0.77	0.095	1.02
270	27	1.000	0.53	0.770	0.58	0.378	0.55	0.238	0.64	0.168	0.70	0.112	0.98
330	33	1.300	0.48	0.960	0.51	0.500	0.52	0.273	0.58	0.196	0.63	0.133	0.80
390	39	1.560	0.40	1.036	0.48	0.588	0.50	0.343	0.53	0.210	0.58	0.160	0.77
470	47	1.970	0.37	1.29	0.44	0.710	0.47	0.406	0.48	0.259	0.53	0.186	0.70
560	56	2.260	0.32	1.51	0.40			0.483	0.44	0.308	0.48	0.248	0.63
680	68	2.960	0.29	1.94	0.37			0.560	0.40	0.378	0.44	0.29	0.52
820	82	3.650	0.27	2.32	0.33			0.651	0.36	0.462	0.40	0.36	0.47
101	100	4.090	0.26	2.69	0.31	1.450	0.36	0.910	0.33	0.581	0.36	0.42	0.42
121	120	5.000	0.22	3.28	0.28	1.640	0.30	0.994	0.30	0.527	0.32	0.49	0.39
151	150	7.240	0.20	4.30	0.25			1.251	0.28	0.700	0.31	0.59	0.35
181	180	7.960	0.19	5.41	0.22			1.652	0.26	0.781	0.29	0.70	0.32
221	220	9.930	0.18	6.27	0.20			2.126	0.24	1.043	0.27	0.90	0.29
271	270	11.50	0.14	7.69	0.18			2.391	0.22	1.321	0.25	1.11	0.27
331	330	13.86	0.13	8.89	0.16			3.183	0.20	1.789	0.23	1.38	0.24
391	390	15.58	0.10	11.86	0.15			3.510	0.19	1.995	0.21	1.64	0.23
471	470			13.35	0.14	7.6	0.18	3.950	0.19	2.286	0.21	2.09	0.22
561	560			16.09	0.12			5.258	0.18	2.940	0.19		
681	680			18.48	0.11			5.866	0.18	3.295	0.19		
821	820			24.88	0.10	12.40	0.150						
102	1000			28.09	0.09			11.650	0.14				
152	1500							12.650	0.12				
392	3900					43.64	0.055						
472	4700					49.75	0.038						
562	5600					62.35	0.035						
682	6800					59.45	0.033						
103	10000					160.17	0.022						
203	20000									247.5	0.035		

SCDxxxx-xxxK-E , Code "-E" : RoHS compliant

Inductance tolerance : N±30% M±20% L±15% K±10% J±5% IDC : Δ L / L (0A) ≤ 30%
 Inductance tested : 1.0μH - 8.2μH / 100KHZ / 0.25V 10μH - 20000μH / 1KHZ / 0.25V

