


SDIA5040 Series

Features :

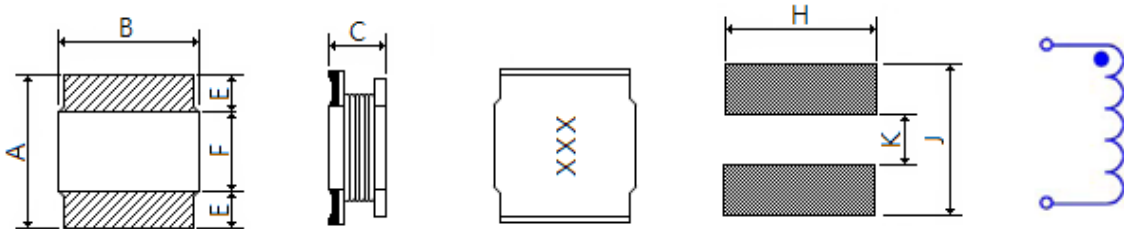
- DC power supply circuit
- Operating temperature range of -25°C to +105°C
- Storage temperature range of -40°C to +125°C
- Resistance to solder heat : 250°C 10secs
- Low DC resistance, High current capacity and high impedance characteristics
- Excellent solder heat resistance, Both flow and reflow soldering methods can be employed

Applications :

- LCD panels , Power line choke , DC-DC converter , laptops and PC



Shapes And Dimensions : (Unit :mm)



Type	A	B	C (max.)	E (ref.)	F (ref.)	H (ref.)	J (ref.)	K (ref.)
SDIA5040	5.0 ± 0.4	5.0 ± 0.4	4.0	1.6	1.7	5.0	5.3	2.1

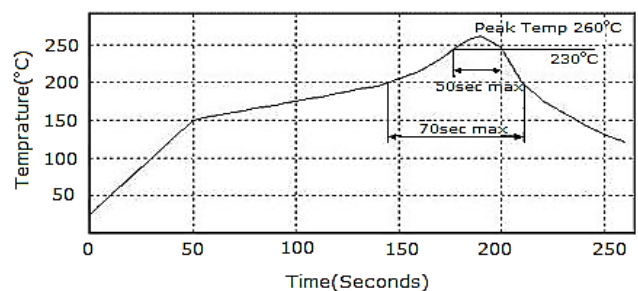
Part Number Code :

SDIA 5040 -1R5 M -E
1 2 3 4 5

1. Product type
2. Size code
3. Inductance value (1R5 : 1.5uH 150 : 15uH)
4. Tolerance : N±30% M±20% L±15% K±10% J±5%
5. E: Lead free, Rohs compliant

Reflow Profile :

Peak Temp : 260°C
Max time above 230°C 50sec
Max time above 200°C 70sec



SDIA5040 Series

Part No.	L (uH)	Tolerance	Test Freq.	DCR(Ω) (max.)	IDC (A) (max.)
SDIA5040-R33	0.33	N	100KHz 1.0V	0.018	6.000
SDIA5040-1R0	1.00	N	100KHz 0.25V	0.017	6.000
SDIA5040-1R2	1.20	N	100KHz 0.25V	0.019	6.000
SDIA5040-1R5	1.50	N	100KHz 0.25V	0.024	6.000
SDIA5040-2R7	2.70	N	100KHz 0.25V	0.031	5.200
SDIA5040-4R7	4.70	M	100KHz 0.25V	0.050	4.000
SDIA5040-6R8	6.80	M	100KHz 0.25V	0.067	3.200
SDIA5040-100	10.00	M	1.0KHz 0.25V	0.100	3.000
SDIA5040-150	15.00	M	100KHz 0.25V	0.140	2.000
SDIA5040-220	22.00	M	100KHz 0.25V	0.230	1.680
SDIA5040-270	27.00	M	100KHz 0.25V	0.250	1.500
SDIA5040-330	33.00	M	100KHz 0.25V	0.320	1.520
SDIA5040-470	47.00	M	1.0KHz 0.25V	0.500	1.200
SDIA5040-560	56.00	M	100KHz 0.25V	0.546	1.100
SDIA5040-680	68.00	M	100KHz 0.25V	0.582	0.880
SDIA5040-101	100.00	K	1.0KHz 0.25V	1.000	0.850
SDIA5040-151	150.00	M	100KHz 0.25V	1.300	0.720
SDIA5040-221	220.00	M	100KHz 0.25V	2.100	0.560
SDIA5040-251	250.00	M	100KHz 0.25V	2.500	0.540
SDIA5040-821	820.00	M	100KHz 0.25V	7.800	0.280
SDIA5040-122	1200.00	M	100KHz 0.25V	12.740	0.250

Code "-E" : Lead free process and RoHs compliant

Inductance tolerance : N \pm 30% M \pm 20% L \pm 15% K \pm 10% J \pm 5%

IDC : $\Delta L/L(0A) \leq 30\%$